



Take nothing but time....

Newsletter Issue 15 - July to September 2011

Issue 16 - Conservation!



SAVE JAPAN DOLPHINS

An Earth Island Institute Project




SHARKS: Maneaters or Misunderstood?

2012 Workshops



Destruction of Coral Reefs - Why We Should All Care



End of Season Dinner - check out the menu and get your order in!



2011 Photo Competition Got to be in it to win it!



Red Sea Trip


10 Reasons to attend a club night at K2



Beach Clean-Up, Dive & BBQ, what an excellent day!

2011 Diary - check out what's going on in club

Wraysbury Evening Club Dives



[2011 Junior Photo Competition](#)

"Leave nothing but bubbles"

Club News

Shore Dive, Beach Clean-up & BBQ

Well, the weather and viz certainly didn't let us down on the August Bank holiday Monday!! After arriving and setting up camp on Newhaven West Beach it was time for the divers to get their kit together and have a pre dive roll (or 2).

By all accounts the diving was great this year, lots of crabs, lobster and fish. Of course, that was after a shore entry..... well, more of a surf entry!!

The exit was kinder than it had been in previous years - but it was still very funny to watch!!

After the divers were safely out of the water everyone started on the beach cleanup. There was much less rubbish than in previous years - maybe Sussex Scuba Dive Club are making a big difference after all!

With the cleanup under way, Derek and Gary got to grips with lighting the BBQ. For anyone wondering, yes it does

take 2 instructors to get a BBQ lit! Although, it takes 2 instructors and a divemaster to cook the food.

A big thank you has to go to everyone who helped out - to Gary, Derek and Andy on the BBQ, to Vikki who prepared all the salads and to Denise, Derek and John for preparing the kit and packing the van.

It was a great day and a final thank you to everyone who took part in the beach cleanup. Same time next year?



Photo Competitions

A final reminder for this year's photography competitions - good luck to everyone who enters!


The categories for the Photography competition are: UK Underwater and Overseas Underwater.

The deadline for entries is end of business on Monday the 24th of October 2011. Please email your entries to club@sussexscuba.co.uk and include the following information in your email: Name of entrant, date and location photo was taken and category. Your file should be named <Forename><Surname><photo entry number>.jpeg Eg DerekLancaster1.jpeg

PRIZES: Each of the three winners will receive a shield and a print of their photo. The Overall winner will also receive a £50 voucher for Sussex Scuba Dive Shop.

Quick Rules and Regulations:

- Please remember to: "Take nothing but time, leave nothing but bubbles" when taking your photos, any evidence of harm to the marine environment will result in your disqualification
- The judge's decision is final
- The deadline for entries is end of business on Monday the 24th of October 2011
- A maximum of 2 entries per category per club member
- No aquarium or pool shots allowed
- The photos entered must all be diving related and the camera used must have been at least partially submerged when the photo was taken
- All images must have been taken by you and must be your copyright
- Sussex Scuba reserve the right to use any photos entered
- All photos must have been taken during 2011



There are 2 categories: Pool photos and Open Water photos. You can enter 3 photos for each category. As with all of the club's photo competitions please, please remember to "Take nothing but time. Leave nothing but bubbles" when you take

2011 Junior Photo Competition

your photos. We really don't want to damage our precious marine life!

PRIZES: The winners of each category will receive a print of their winning photo. The overall winner will receive the Winner's shield and a lovely print of their winning photo!

The rules and guidelines for this competition are:

Most importantly, please remember to: "Take nothing but time, leave nothing but bubbles" when taking your photos

The deadline for entries is 24th October 2011


You can enter 3 photos in each category - so that means you can enter 6 photos in total!!!

No photos of aquariums are allowed

You must have taken the photo yourself and the photo must have been taken underwater

All photos must have been taken by you and you must be under 18!!!

GOOD LUCK



"Take nothing but time.... Leave nothing but bubbles"

More Club News

End of Season Dinner - 26th November

With the dive season coming to a close in a couple of months, our thoughts turn to the End of Season dinner, which has been arranged for Saturday the 26th November at the Three Crowns in Ashurst Wood. This was a great evening last year, and it's a



good opportunity for us all to swap dive stories over a few drinks and some wonderful food. It's also the time when the winners of the photography competition will be announced. Please remember that family and friends are most welcome.... even if they don't dive! Please email us with your menu choices or pop into the shop. We will be meeting at the Three Crowns at 7pm for a couple of pre dinner drinks, with the meal being served at 7:30pm. Last orders at Midnight, closing is at half past 12. For those who haven't been to the Three Crowns before, the address is: 10 Hammerwood Road, Ashurst Wood, East Grinstead. RH19 3TJ. The 3 course meal is just £19.95, all meals must be chosen and paid for by Thursday the 3rd of November.

STARTERS (served with baskets of warm crusty bread and butter)

Spicy Parsnip Soup - with chive crème fraiche

Chicken Liver Parfait - with spiced red onion marmalade

Classic Prawn Cocktail

Beetroot, Orange & Goats Cheese Salad

DESSERTS

Traditional Christmas Pudding - with brandy sauce

Ginger Spiced Pudding - with toffee sauce and ice cream

Citrus Panna Cotta

Baked Vanilla Cheesecake - with raspberry coulis

MAIN COURSES (served with seasonal vegetables & roasted potatoes)

Succulent Turkey Breast - with bacon wrapped chipolatas

Roast Sirloin of Beef - with homemade Yorkshire pudding

Pernod Roasted Salmon Fillet - with Dijon mustard sauce and sauté new potatoes

Aubergine & Five Nut Roast - with tomato sauce

TO FINISH

Coffee or Tea with Mince Pies

Menu - £19.95 Look forward to seeing you all there!

10 Reasons to Attend a Club Session at K2



If you've never attended a club session at K2 - what are you waiting for?

Alternate Mondays, from 8 - 9pm, Sussex Scuba holds a session at the K2 pool at Crawley. This session is exclusively open to members of Sussex Scuba. If you aren't a member of the club, then these pool sessions are one of many great reasons to join.

If you are a member, but have never attended a club session, here are ten reasons why you should:

• The sessions are a convenient way to make sure you practice your diving and keep your skills honed.

If you don't dive regularly, this is an excellent way to make sure you don't get rusty.

- There are frequent (free) workshops which teach you additional skills not covered in the open water course, and also allow you to get coaching on any other skills which you may need a little extra help with.
- They are an ideal opportunity to try out new kit and skills in a safe environment. There are always DMs and instructors present and they always bring a first aid kit, O2 etc. in case of emergencies.
- It's also a great way to meet with other club members and share your diving experiences. You'll probably hear lots of gossip about some of the club trips, hard-boat or RIB dives the club organises - and this may encourage you to attend some of these for yourself.
- The pool is four metres deep and is available for the sole use of the club for the entire session.
- It's fun! And we usually gather in the bar afterwards for a drink and a chat.
- It's very good value - just £1.50 per person.
- Kit hire is available from the shop if there's anything you need - and Derek & Denise bring it all to the pool and take it back again afterwards.
- What else are you going to do on a Monday evening?
- **The water is warm - and the visibility is always excellent!**



"Take nothing but time.... Leave nothing but bubbles"

Even More Club News!


Wraysbury Evening Dives by David Beer & Jordan Gow

The August club dive at Wraysbury was on the 31st - and it was fantastic. We had decided to get to Wraysbury for lunchtime and fit in a couple of dives before everyone arrived in the evening. The plan was to dive from the rescue area and (hopefully) stay away from other divers and bad viz!




Dive 1 - Jordan: Our first dive was around 1:30, after a slipway entry at the rescue area, we had a short surface swim over to one of the platforms and took a bearing from there to the red buoy which marks "the

deep" area of Wraysbury. After descending (and passing a shopping trolley) we swam over to the area which has been excavated. The pipes which make up "the deep" are massive - we had no idea they were quite so large. We then followed the trenches towards the bank, passing a little boat before



bumping into a large boat on the way. After swimming along the bank we headed towards the bus (between the platform and the confined area). The viz on this dive was excellent, at least 5m!

Dive 2 - Dave: We decided to have a shallow dive to use up some of the remaining air in the tanks and to have another look at the abundant fish life. Off we went, doing a giant stride from the pontoon in the rescue area. We



swam around at about 5m where the weeds finished and the more silty bottom began. There was lots of light and lots of fish to look at and photograph, we also managed to have another look at the large

clouds/clumps of vivid (almost luminous) green algae. Some clumps were the size of footballs while others were easily the size of a car! At the agreed air limit we started to head back, taking a slightly different route through the weed and vegetation. On the way back we came across a large red American style car, carried on and came across part of a jeep, where there were some large crayfish. We then found the end of the excavation pipe, which happened to be the home of the biggest crayfish we



had ever seen - it was the size of a lobster and it did like to pose for the camera! Carrying on back to the exit point, past the bus, we were just about to ascend when we saw a large dark shadow circling us..... it was a

massive carp! It makes the big Wraysbury pike look like a minnow! After watching for a minute he swam off into the gloom. It was a very exciting end to a great dive although, Jordan does need to slow down!



Dive 3 - Dave & Jordan: By this point the remaining club divers had arrived and 7 of us decided to dive together. Our plan was to retrace the route of the first dive. Jordan and I led the pack of divers (Kevin, Ed, Andy, Talya & Denise) starting off from the shallow platform to the left of the rescue area. After descending and regrouping, we could immediately see that the viz was nowhere near as good as it had been earlier in the day. This was due to the lower levels of light and it just looked a lot more silty. Heading towards the big concrete pipe ("the deep" area), we soon realised that our torches were invaluable for keeping us all together. After a couple of minutes of gentle finning, the giant silhouette of the concrete pipe appeared out of the gloom. Skirting around the pipe we headed to the little boat and had a good look around it. Our next target of the larger boat eluded us, but we did find the half American taxi - not a bad result with the deteriorating conditions! We swam on a bearing to take us towards the exit ramp and it took us across the ridges and then the vegetation started to appear. We followed the shoreline, passed the excavation pipe (no giant crayfish this time!) and had a scout around the bus. By this point the light was fading fast and it was time to head to the exit ramp..... the carp didn't make an appearance on this ascent, unfortunately.

After the dive we all got together for some drinks, food and chat - a great end to the day!



"Take nothing but time.... Leave nothing but bubbles"

Dive Into The Red Sea

June Red Sea Trip by Derrick Cain

'If the bell rings and you're wet it is time to eat, if the bell rings and you're dry it is time to dive' and in a nutshell that is all you need to know about diving off a liveaboard.... but Derek (strange way to spell that name) will probably kill me as there is newsletter to fill so here goes....

The prospect of clear blue water, summer sun and diving at probably one of the world's best dive sites (St John's Caves) was difficult to resist especially when my diving thus far had been confined to the pleasures of Wraysbury and Stoney Cove! Having just completed the AOW course (thanks to everyone for all their help) and still very much a 'newbie', it was off to Gatwick Airport to join 20 other club members for the flight to Hurghada.



Five hours later we were in Hurghada, and immediately we Brits were at home as we joined a queue for our visas, then a second for them to be stamped before joining a third for someone

else to have a look at our passports!! Safely through, our luggage was already off the plane and the Blue O'Two rep Joss was there to greet us with a smile.

Port Ghalib was a three hour bus ride from Hurghada. Looking through the windows on this very peaceful land it was difficult to realise that we were travelling through a country that, only a few months before, had helped set off the Arab Spring'. By 1 am we had arrived....

Blue Fin is a modern well equipped boat, built in 2005 it is every bit as swanky as it appears on the Blue O'Two web site. Greeted by our dive guides for the week, Joss (the 'wandering Dutchman') and Mo (a native Egyptian whose ability to consume virtually no air on a 60 minute dive beggars belief) were there to greet us, along with a very friendly and attentive crew. Offered the choice of bed or sorting out our kit, to a man (and woman) we chose to sort out our kit and then sat down to have our third meal of the evening) ... 2 am time for bed ... diving in 5 hours time.

So to the diving ... Day 1... a check out dive on Abu Dahab III and the start of our routine for the next week -the bell rings, that means dive time, so check kit, test nitrox, up on deck for dive briefing, kit up, buddy up, get wet and wow, clear blue seas, colour, great viz, hundreds of different types of fish and abundant coral... this is Red Sea diving! And I'm hooked, and so is everyone else, including the veterans (hello Johnny L) who have done this many times before. The bell rings again (I'm wet) so it must be time to eat, and the chatter in the dining room is all about the previous dive, what did you see, what did others see and you miss. Over the next few days, we will get to know each other better, share experiences, have a laugh enjoy the diving, the pattern is set.

The 'Deep South' tour takes you to some really great remote dive sites in the Southern Egyptian Red Sea. The advantage in going this far south is soon clear to see, there




are few dive boats here and the reefs are unspoiled. The tour is more reefs than wrecks, but oh what reefs - fish and coral a' plenty. It doesn't matter if you don't know the names of what you have seen because Russ and Andy L are encyclopaedias, happy to share their enthusiasm, knowledge and even their fish guide books.

So what were the highlights? Well, dropping off a zodiac at 6.30 in the morning on Daedalus Reef watching out for Hammerheads (alas I didn't see any but many people did); spotting a family of dolphins at play underwater whilst doing a safety stop; doing my first night dive and realising that this is very different after dark when a whole new fish world come out to play.

But for most of us the highlight of the week was the time we had at St Johns Caves. These wonderful reefs are festooned with aquatic life and exotic coral, navigating the open ended caves and crevasses is great fun not to mention a good test of buoyancy. But what makes St Johns different is when the sun shines through these semi -open caves the combination of light and shadow creates a unique atmosphere all of its own. I defy you not to be impressed and even over whelmed by the beauty of this place.

Finally, it was off to Elphinstone, an elongated 'finger' of a reef with steep sides all around dropping into the blue. Some divers call it the 'all or nothing reef' because sometimes the current can be strong and the 'big stuff' is not to be seen but today, the hammerheads are there. For me, I'll remember Elphinstone as the final leg on the 'Deep Dive' course, which I had been doing with Mel, Kirsten and Louise - it's a great course, and where better to do it than the Red Sea.?

Would I do this trip again? Most certainly! The diving is terrific, but perhaps, more importantly, I made the trip with a lovely group of people, who were quite happy to embrace a newbie, sharing their knowledge and experience, as well as being encouraging. In a week it is amazing how much you can improve your diving, but at the same time, have a good time and lots of fun. Special thanks to my buddies for the week; 'speedy' Glenzales, Mel, Andy B, and Aaroon; and thanks to Derek and Denise for organising a superb holiday.



"Take nothing but time.... Leave nothing but bubbles"

News From The Cove



SAVE JAPAN DOLPHINS

An Earth Island Institute Project

Captivity is Cruel - taken straight from www.savejapandolphins.org

Take the Pledge Not to Buy a Ticket to a Dolphin Show

Dolphins have evolved over millions of years, adapting perfectly to life in the ocean. They are intelligent, social and self-aware, exhibiting evidence of a highly developed emotional sense. Here are just a few of the issues with captivity:

Captures of dolphins are traumatic and stressful and can result in injury and death of dolphins. The number of dolphins that die during capture operations or shortly thereafter are never revealed in dolphinariums or swim-with-dolphins programs. Some facilities even claim their dolphins were "rescued" from the ocean and cannot be released. This claim is almost invariably false.

Training of dolphins is often deliberately misrepresented by the captive dolphin industry to make it look as if dolphins perform because they like it. This isn't the case. They are performing because they have been deprived of food.

Most captive dolphins are confined in minuscule tanks containing chemically treated artificial seawater. Dolphins in a tank are severely restricted in using their highly developed sonar, which is one of the most damaging aspects of captivity. It is much like forcing a person to live in a hall of mirrors for the rest of their life - their image always bouncing back with no clear direction in sight.

Join us and pledge that you won't go to a dolphin show or swim-with-dolphins programs at www.thepetitionsite.com/5/stop-dolphin-captivity

What are the Alternatives? - taken straight from www.savejapandolphins.org

The Save Japan Dolphins Campaign of Earth Island Institute is not simply calling on the Japanese government to stop the killing of dolphins. Our organization also has many positive things to offer the Japanese fishermen and the local governments. Our efforts are unique, in that we believe that ending dolphin killing will generate greater benefits for the Japanese people in both the short and long term. We are not just saying "no". **Save Japan Dolphins Campaign can offer:**



Support to the fishermen during a transition away from killing dolphins: In our talks with the local Taiji fishermen, when we asked them what they would do if the killing of dolphins were to be outlawed, they said they would return to fishing for lobsters and crabs. Fewer than 100 people are engaged in the dolphin killing drives in Taiji.

Tourism and promotion: Taiji is a spectacular location for tourism. There are many attractions there, such as the beautiful scenic ocean, dramatic rugged coast, and imposing mountains that offer recreational opportunities including hiking, nature watching, camping, fishing and boating. The area also boasts some of the most historic and beautiful religious shrines and temples in Japan. It would be of tremendous benefit for Taiji to renounce dolphin killing, for which it is now internationally notorious, and embrace eco-friendly tourism. The world would beat a path to their doorsteps, and the Save Japan Dolphins Campaign, which has an international breadth and depth, could help by promoting Taiji worldwide as a tourist destination.

Whale- and Dolphin-watching: Watching wild whales and dolphins is very popular throughout the world and is a growing industry in Japan.

As an example, we met in the coastal town of Futo with Mr. Ishii, who used to kill dolphins but now runs successful dolphin- and whale-watching cruises on his boat. No dolphins have been killed in Futo since 2004.

Sustainable fishing: The Japanese Fisheries Agency has told the Taiji fishermen that the whales and dolphins are eating their fish, which is why fisheries have declined. This is untrue. Not only do such myths harm whales and dolphins, but also the root causes of overfishing and pollution are ignored, to the ultimate destruction of the fishing industry itself. Our Campaign and our colleagues have expertise in developing truly sustainable methods of fishing that help protect fish stocks and the environment while providing long-term economic benefits to the fishermen.

The Solomon Islanders: A Model for Transition: The Save Japan Dolphins Campaign is helping the islanders of the Solomon Islands with this transition right now. For 450+ years, the islanders have killed 2,000 or more dolphins annually, both for food and to use the dolphin teeth as currency. But the islanders have told us that they have to go further and further out to sea in dugout canoes to find the dolphins, and it just is not worth it anymore. Our Campaign is helping them with funding to transition to sustainable fishing and tourism. These islanders provide a model for the town of Taiji.

"Take nothing but time.... Leave nothing but bubbles"

Coral Reefs

Destruction of Coral Reefs - Why We Should All Care

by Jen Dunbar

Coral reefs are one of the most biologically diverse ecosystems on earth, rivaled only by tropical rain forests. They are made up not only of hard and soft corals, but also sponges, crustaceans, mollusks, fish, sea turtles, sharks, dolphins and much more. Competition for resources such as food, space and sunlight are some of the primary factors in determining the abundances and diversity of organisms on a reef. Each component of a coral reef is dependent upon, and interconnected with, countless other plants and animals. This means that variations in the amount of one species can drastically alter both the diversity and abundance of others.

Corals are made up of thin layers of calcium carbonate deposited over time by soft bodied animals called coral polyps. Polyps range in size from a pinhead to a foot in length and each one lives in a symbiotic relationship with host zooxanthellae that give the coral its colour. Zooxanthellae take in carbon dioxide, process it through photosynthesis, and give off oxygen and other important nutrients that are then used by the polyp. As in all photosynthesizing organisms, Zooxanthellae must be exposed to a sufficient amount of sunlight. This means that most corals exist in shallow waters that are clean and clear.

As the foundation for complex food webs, coral reefs support an incredible diversity of fish. Algae, soft coral, sponges and invertebrates create the base of this web. From small herbivorous fish to large predatory fish, all find food and protection on the reef.

Alongside reef fish is an equally diverse array of marine crustaceans, reptiles and mammals. Everything from lobsters and octopus to sea turtles and dolphins depend on the reef for food, habitat and protection. Each animal plays an important role in the reef ecosystem, be it filtering water, consuming algae or keeping a particular species under control. By supporting such a wide range of plants and animals, reefs are able to maintain balanced relationships between predators, prey and other organisms in competition for the same resources. It is these balanced relationships that keep our marine ecosystems diverse and abundant with life.

Threats to Reefs

Any diver can tell you that coral reefs are beautiful. They are like undersea cities, filled with colorful fish,

intricate formations and wondrous sea creatures. The importance of coral reefs, however, extends far beyond the pleasure it brings



to those who explore it. Coral reefs play an essential role in everything from water filtration and fish reproduction to shore line protection and erosion prevention.

Natural causes such as hurricanes and other large storms can be disruptive to the coral reef ecosystem, but it is more commonly human forces that affect reefs.

Overfishing of herbivorous fish often results in increased growth of algae and sea grasses. This may reduce sunlight reaching the corals and generally results in an increase in other herbivorous marine life, such as sea urchins. This can be detrimental to the health of the reef system.

But the land near the reef also plays an important part in its welfare. Pollutants, nutrients and litter enter near-shore waters through rivers, streams, underground seepage, waste water and storm water runoff. Even areas hundreds of miles from the coast can affect the clarity and quality of water flowing to the reef.

Other threats include damage by boats, divers and fishermen on the reef. Propellers and anchors can break apart and crush coral, destroying years, if not decades, of coral growth.

Lobster and crab traps are another prominent direct impact on many reefs. Commercial traps are small enough to be moved by storms, though large and durable enough to cause substantial damage to reefs. The traps themselves break apart coral, while the lines entangle around all forms of marine life.

Poorly informed and negligent divers also harm corals by removing them or touching and standing on them. Even if a coral is not visibly harmed, human touch can make them more vulnerable to death and disease. Never remove corals or touch them with any part of your body or equipment.

Mastering buoyancy is essential to prevent damage to reefs when diving.

Check the website for details of the next Peak Performance Buoyancy course.



"Take nothing but time.... Leave nothing but bubbles"

Sharks, Diary & Puzzle

Shark Night at the Dive Shop

On the evening of Thursday the 15th of September we met at the dive shop to watch the Sport Diver commissioned documentary "Sharks: Maneaters or Misunderstood". This documentary focuses on how sharks have been demonised by the tabloid media, and proves that these magnificent predators should be not be feared, but given worldwide protection.

After the documentary we had a look at what Project AWARE and Bite-Back are doing to protect sharks and educate everyone and also what we can do to protect these amazing creatures.

Project AWARE are taking a global view and are working with divers to collect information which can be used to influence international policy makers.

Bite-Back are concentrating on reducing consumer demand for shark meat and fins. They are working together with restaurants, fishmongers and retailers to remove shark products from menus and fish counters. Bite-Back have had a few high profile successes recently - including getting Macro to de-list blue shark from it's 30 UK stores, and getting Tesco to remove "Reel Men Fish for Sharks" t-shirt from their stores within 7 hours of the campaign starting!

What can we do? Simple things like sign the Project AWARE "Give Sharks a Fighting Chance" petition and sending pre-scripted emails and letters to outlets selling shark products. The main thing to remember is: lots of little actions can make a big difference!

Keep a look out for the AWARE Shark Conservation Diver Speciality which will be coming soon! This course will be available to divers and non-divers alike. The course will centre on inspiring you to become passionate shark conservation advocates and will provide the knowledge and tools needed to act for their protection. PADI will be launching this speciality soon!



Club Diary - 2011

3rd October	Dive Club at K2
9th October	Hardboat Dive
17th October	Dive Club at K2
30th October	Hardboat Dive
31st October	Dive Club at K2 Buoyancy Workshop
14th November	Dive Club at K2
26th November	End of Season Dinner
28th November	Dive Club at K2 Scuba Olympics
12th December	Dive Club at K2 Last one of 2011

Dive Kit Wordsearch

W	E	F	I	N	K	S	T	H	G	I	E	W
E	S	S	R	S	S	A	P	M	O	C	E	M
T	L	E	C	E	O	E	T	A	L	S	S	A
S	E	V	O	L	G	B	R	K	F	I	N	S
U	E	L	M	A	A	U	C	A	S	P	O	K
I	R	A	P	N	U	D	L	C	P	S	R	O
T	Y	V	U	Y	G	D	I	A	L	S	K	O
D	C	B	T	A	E	Y	P	M	T	T	E	B
B	O	A	E	R	S	G	N	E	O	O	L	G
S	N	O	R	D	K	N	I	R	D	O	R	O
K	N	A	H	D	R	Y	B	A	G	B	A	L
H	C	R	O	T	W	H	I	S	T	L	E	Y

The grid above contains at least 28 items which you may take diving with you.

The words run forwards or backwards, left to right, top to bottom and diagonally.

Some letters may be in more than one word.

BCD	Drink	Lanyard	Spares
Boots	Dry Bag	Log Book	Tank
Buddy	Fins	Mask	Torch
Camera	Gauges	Reels	Valves
Clip	Gloves	Regulator	Weights
Compass	Hood	Slate	Wetsuit
Computer	Knife	Snorkel	Whistle

Workshops for 2012

January	Basic Skills
February	DSMB
March	Basics of Buoyancy
April	Photography
May	Self-Rescue Skills
June	UK Skills
July	Photography
August	Basics of Buoyancy
September	DSMB
October	Self-Rescue Skills
November	SCUBA Olympics

"Take nothing but time.... Leave nothing but bubbles"